



Mounting advices Unik4 AUTO Nationals



Permanent supply

- **Unik4 directly connected to battery**
- Voltage : 12V to 24V
- **Protection by a 5A fuse**

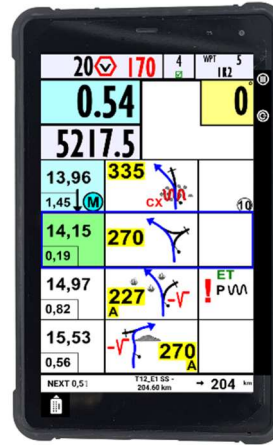


Antennas separation

- Distance > 1m between two antennas



Minimum clearance



Leave 50mm clear to access cables and to keep the connectors from any effort.



SUPC 209

Bracket:

Dimensions : 250 x 120mm.

Mounting **MUST** use the 2 provided silent blocks to absorb vibration.



CALC 104

Power supply : *Waterproof Deutsch connectors*

12V to 24V.

Protection by a 5A fuse.

The main circuit breaker of the vehicle has to act on the positive but the Unik4 must be directly connected.

TO BE DONE BEFORE SCRUTINEERING:

Prepare a power supply cable from the battery to where the Unik4 will be installed, equipped with lugs and a Faston plug.

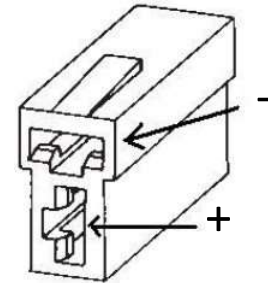
This cable has to be protected from pinching or rubbing.

Use a 5A fuse.

Faston and lugs references:

Faston plug: TE Connectivity 180907-0

Lugs: TE Connectivity 42238-2, serial FASTIN-FASTON



SERA 106

Sentinel overtake button (yellow): *Waterproof Deutsch connectors*

Connected to the power supply cable CALC-104.



SEAL 106

Sentinel alarm button (red): *Waterproof Deutsch connectors*


Connected to the power supply cable CALC-104.

Reminder: Driver AND codriver must be able to push on the Sentinel Alarm button, even seated and belted.



Remote/Media cable:

To connect the remote control, the Sentinel buzzer.



Remote control:

Connected on the Remote/Media cable CINT-204.

Don't connect it directly on the Unik4



Sentinel buzzer:

Connected on the Remote/Media cable CINT-204.

Must not be obstructed.



Magnetic GPS antenna:

Must not be stretched or pinched. Positioned on the roof.

If two GPS antennas are fixed, leave at least 1m between them.



Sentinel antenna:

Antenna installation with the 2 clamps and braces provided (**COMPULSORY**), on the vertical roll bar on the right side, in the top and nearest of the windshield.

IMPORTANT: Sentinel antenna must face the road and must be at least 2cm away from any surface (no installation on the dashboard)